



For Internal Use Only	
Tracking #:	_____
Date Received:	_____

**CONSENT AGREEMENT APPLICANT INFORMATION:**

Date of Application: \_\_\_\_\_

Individual	Company	Project
Address	Telephone Number	E-Mail

**THE FOLLOWING INFORMATION MUST BE SUBMITTED WITH THIS APPLICATION**

1.  A letter requesting and describing the proposed use along with the estimated start and end date of construction.
2.  An application fee *up to* \$500 made in the form of a check made payable to Florida Power & Light Company. **The application fee is non-refundable.** The amount of the check is determined by the complexity of consent request. In no event shall the fee be more than \$500. Consult with the designated FPL real estate office to determine the appropriate application fee. **(See Page 3 for Contact Information)**
3. Three copies of a detailed scalable site plan that includes the following:
  - Accurate depiction of the proposed use for the site.
  - Accurate depiction of all transmission and distribution facilities (i.e. poles, guy wires and anchors, patrol road area) adjacent to or in the proposed use area including the limits of the FPL easement.
  - Transmission pole/structure numbers of all poles/structures within 600ft of the proposed use.  
**Note** - Pole/structure #'s are generally in a number-letter- number sequence (243M4) located at eye level.
  - Accurate distances of proposed use from the easement boundaries.
  - Locations of existing swales, ditches, ponds, rivers and/or canals located within the easement.
  - **If available**, forward survey drawings in AutoCadd or MicroStation format to [Survey-User-Box@fpl.com](mailto:Survey-User-Box@fpl.com). Enclose a confirmation of the "sent" email in this package.
4.  Three copies of a grading plan including profiles, showing existing and proposed elevation changes within easement, and the height of the conductor at the insulator attachment point above existing grade. Clearly show the maximum elevation change proposed in the easement and the location.
5.  Three copies of landscaping plan with planting list, depicting maximum maturity height of all proposed vegetation.
6.  Three copies of lighting plan with material list, depicting fixture/pole heights from original grade and grounding specification.
7.  Three copies of the utility plan with material list and method of installation (directional bore or trench).
8.  Copy of the legal description of the subject parcel and the correct name of the person or persons or organization to which the Right of Way Consent Agreement is to be issued.
9.  The type of equipment, if any, that will be used during construction and/or stored after construction on the Florida Power & Light Right of Way (bulldozer, cranes, front-end loaders, etc.).

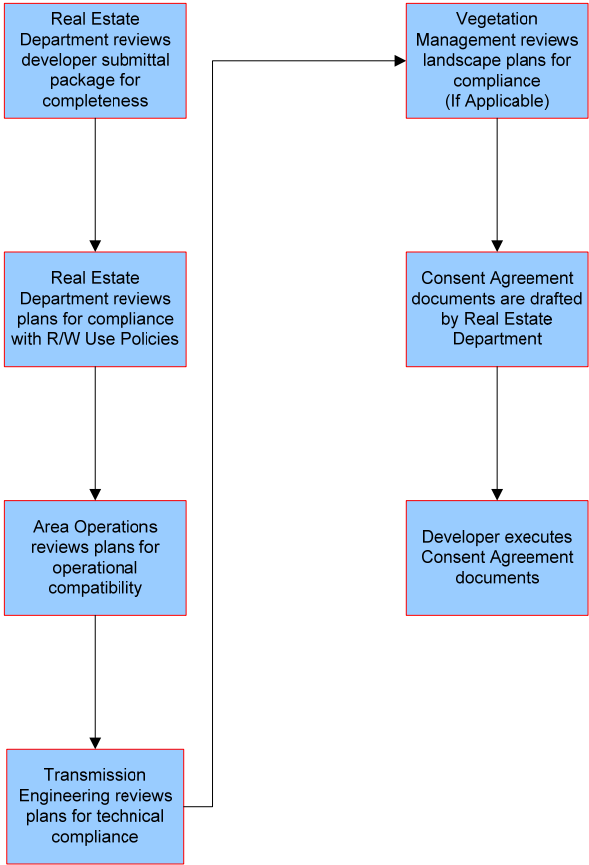
Simple right-of-way uses might not require all the documentation listed above. For simple uses, please contact the designated FPL real estate office. **(See Page 3 for Contact Information)**

After the receipt of all needed information, Florida Power & Light Company typically requires a period of six (6) weeks for processing the request. **(See Page 2 for Process Map)**

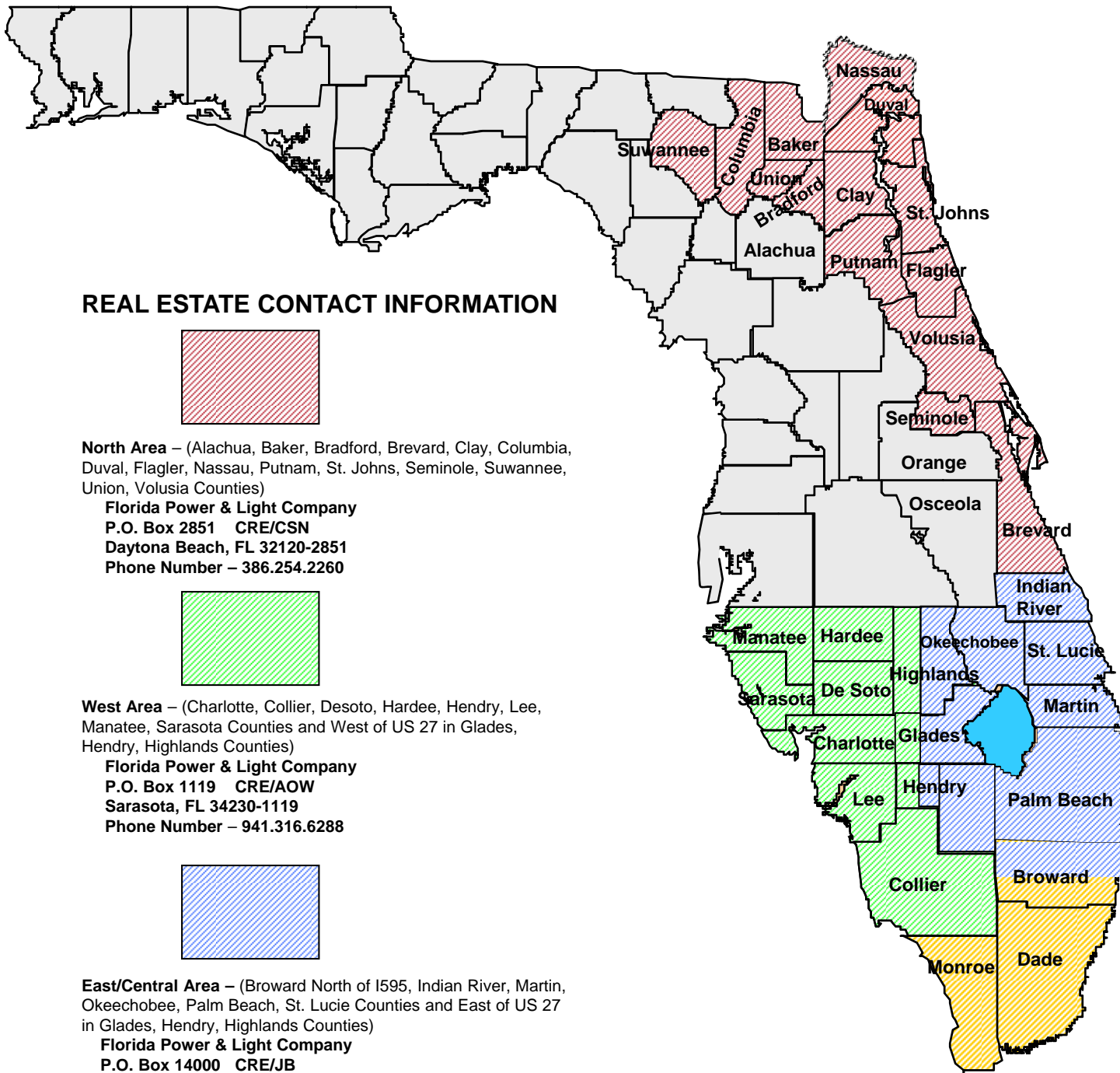
By my signature below, I agree that I received the latest version of Florida Power & Light Company's Transmission Right-of-Way Use Policies and have read, understand and agree that my proposed use for the site will comply with same. Upon completion of the application process, the applicant or any representative thereof will have the sole responsibility for scheduling a safety meeting with an authorized FPL representative. I agree that the information provided in this application and the attachments submitted therewith are accurate and complete. I understand that any incomplete application may delay commencement of, processing of, or invalidate the application. I understand and agree that the application fee is non-refundable.

Signature of Applicant	Date
------------------------	------

# Right of Way Consent Process



# FPL Transmission Service Territory




## REAL ESTATE CONTACT INFORMATION



**North Area** – (Alachua, Baker, Bradford, Brevard, Clay, Columbia, Duval, Flagler, Nassau, Putnam, St. Johns, Seminole, Suwannee, Union, Volusia Counties)

**Florida Power & Light Company**  
 P.O. Box 2851 CRE/CSN  
 Daytona Beach, FL 32120-2851  
 Phone Number – 386.254.2260



**West Area** – (Charlotte, Collier, Desoto, Hardee, Hendry, Lee, Manatee, Sarasota Counties and West of US 27 in Glades, Hendry, Highlands Counties)

**Florida Power & Light Company**  
 P.O. Box 1119 CRE/AOW  
 Sarasota, FL 34230-1119  
 Phone Number – 941.316.6288



**East/Central Area** – (Broward North of I595, Indian River, Martin, Okeechobee, Palm Beach, St. Lucie Counties and East of US 27 in Glades, Hendry, Highlands Counties)

**Florida Power & Light Company**  
 P.O. Box 14000 CRE/JB  
 Juno Beach, FL 33408  
 Phone Number – 561.691.2157



**South Area** – (Broward South of I595, Dade, Monroe Counties)

**Florida Power & Light Company**  
 4200 W Flagler Street CRE/LFO  
 Miami, FL 33134  
 Phone Number – 305.442.5282